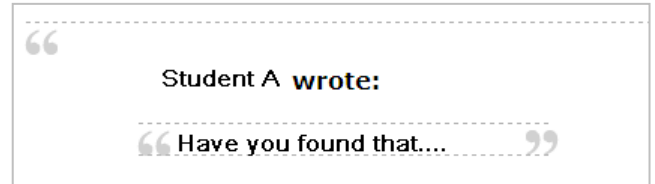


## How do I remove the text from the person I am replying to?

The text from the person you are replying to, displays by default. In the image to the right, the person's message who you are replying displays their name as well as their text within the quotations.

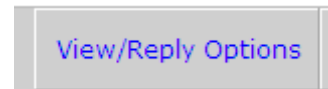
This can be confusing as to where to enter your reply and make it difficult to follow the thread. This also can take up unnecessary space on your screen.



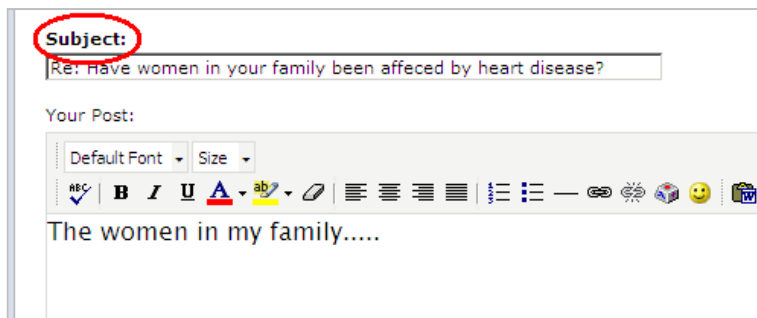
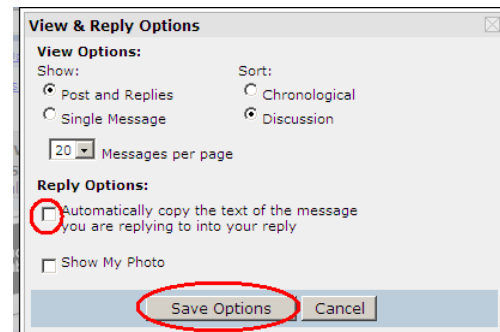
### To remove the text of the person you are replying to:

- Locate and open the discussion topic.

**BEFORE YOU REPLY**, click the View/Reply Options



- Under **Reply Options** uncheck "Automatically copy the text of the message you are replying to into your reply."
- Click Save Options to save this change.
- Click **Reply** to enter your reply in the text area. Note the subject you're replying to, does display at the top.



**NOTE:** The View/Reply Options noted above will need to be repeated for **every** discussion forum, as all forums are independent of one another.