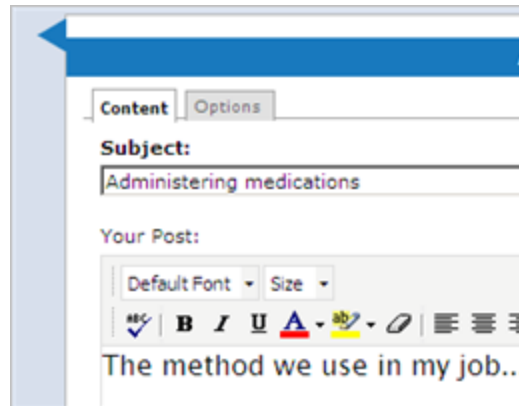
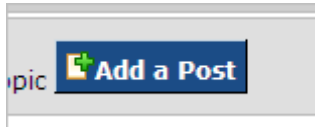


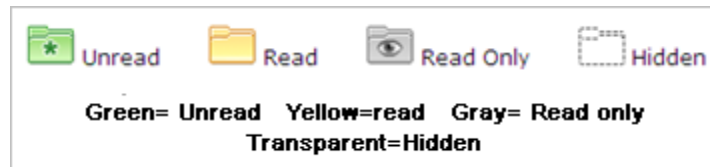
Posting to a Forum

1. Select and click a topic.
2. Click "Add a Post". Enter the subject of your post, and your submission in the text area.



3. Scroll down to Preview/Submit your post.

Note the code icons for the forum(s).



Reading/Replying in a Forum

1. Click the post(s) that display in the recent post window, or click the topic link. The original post displays with a blue background, with added posts in a separate text area with the author's name.
2. Click the Reply icon that displays in the post.
3. Enter your reply, and click preview/submit to post a reply.

